

# DAILY REPORT



For more information, email [trading\\_sales@tsx.com](mailto:trading_sales@tsx.com)

March 23, 2022

Indices	March 23 Close	Previous Close	Change	% Change
S&P/TSX Composite Index	21,932.18			%
S&P/TSX 60 Index	1,325.82			%
S&P/TSX Venture Composite	876.20			%
S&P/TSX Completion Index	1,275.22			%
S&P/TSX Smallcap Index	841.57			%

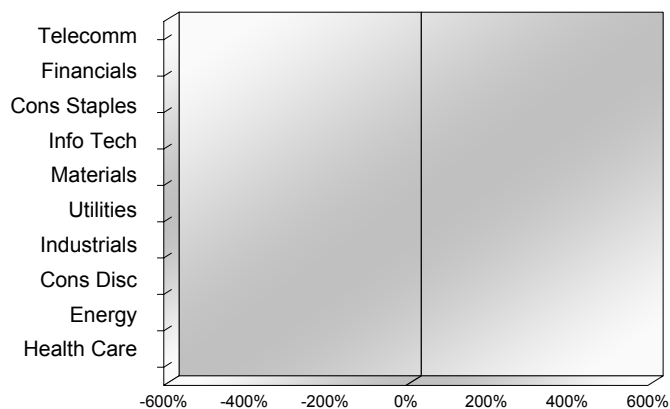
S&P/TSX Composite Index		
Advancers	Decliners	Unchanged
0	0	0

S&P/TSX Composite Index			
Top 10 Index Contributors		Top 10 Index Detractors	
Constituent	Index Contribution	Constituent	Index Contribution

S&P/TSX Composite Index			
Top 10 Advancers		Top 10 Decliners	
Constituent	Return	Constituent	Return
	%		%

S&P/TSX Composite Index				
Sector	# of Index Constituents	Weight	Market Cap (\$B)	Index Contribution
Communication Services	7	%	\$153.89	
Financials	28	%	\$1,018.44	
Consumer Staples	11	%	\$115.76	
Information Technology	16	%	\$219.37	
Materials	52	%	\$427.05	
Utilities	16	%	\$143.89	
Industrials	30	%	\$379.06	
Consumer Discretionary	14	%	\$100.45	
Energy	34	%	\$517.62	
Health Care	8	%	\$20.52	
<b>S&amp;P/TSX Composite Index</b>	<b>216</b>	<b>%</b>	<b>\$3,096.04</b>	

S&P/TSX Composite Index - Sectors Returns



This report is published by TSX Inc. TSX Inc. does not guarantee either the completeness or the accuracy of this information. The information contained in this report is provided for informational purposes only and you agree not to rely upon the information contained in this report for any trading, business or financial purpose. These sheets are printed in Canada and issued by TSX Inc. under the express condition, to which everyone receiving or making use thereof assents, that no liability shall be incurred by TSX Inc. or its affiliated companies or any other vendor or donor, including, without limitation, for reliance on or for any errors or inaccuracies in this report. Neither TMX Group Limited, TSX Inc., nor any of their affiliated companies, guarantees the completeness of the information contained in this document and are not responsible for any errors or omission in or your use of, or reliance on, the information. This publication is under copyright. © 2016 TSX Inc. All rights reserved. Do not copy, distribute, sell or modify this publication without the prior written consent of TSX Inc. <http://www.tsx.com/trading>

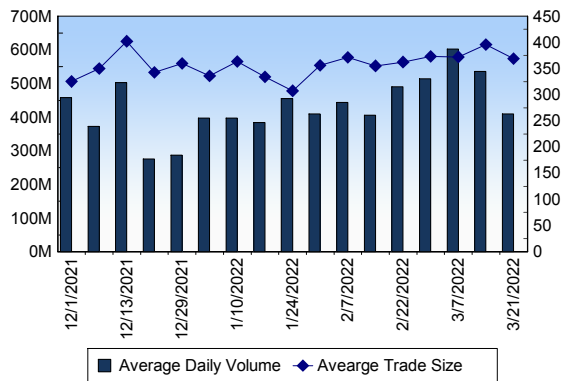
## TSX

Daily Volume	428,365,414
Daily Value	\$14,083,809,194
Daily Trades	1,095,869
Daily Symbols Traded	2,148

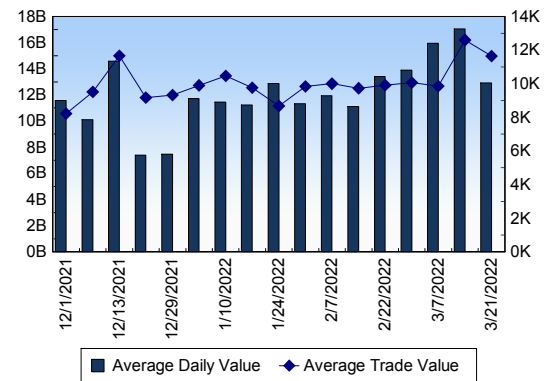
## TSX ANONYMOUS TRADING

Daily Volume	178,609,440
Daily Value	\$5,438,754,528
Average Trade Size	342
% TSX Volume	41.70 %

### TSX Volume



### TSX Value ( in Canadian Dollars )



### Top 20 TSX Symbols by Volume

Symbol	TSX Volume	TSX Value
TRP	14,964,870	\$1,058,451,570
SU	13,232,583	\$549,337,968
TD	9,165,449	\$927,683,200
CVE	8,487,377	\$172,702,526
ENB	7,073,040	\$400,863,900
BTE	6,743,637	\$39,044,510
CNQ	6,168,180	\$490,127,803
CM	5,876,990	\$942,703,176
BBD.B	5,876,287	\$8,747,250
BNS	5,695,672	\$521,499,076
CPG	5,331,835	\$50,490,052
ARX	5,244,322	\$87,072,259
HOD	4,983,661	\$12,854,228
ATH	4,869,800	\$11,002,327
WCP	4,738,395	\$49,847,435
BMO	4,568,112	\$679,692,890
MFC	4,251,397	\$111,477,141
TVE	3,816,844	\$20,188,578
BTO	3,784,624	\$21,745,669
ABX	3,664,081	\$112,597,723

### Top 20 TSX Symbols by Value

Symbol	TSX Volume	TSX Value
TRP	14,964,870	\$1,058,451,570
CM	5,876,990	\$942,703,176
TD	9,165,449	\$927,683,200
BMO	4,568,112	\$679,692,890
SU	13,232,583	\$549,337,968
BNS	5,695,672	\$521,499,076
CNQ	6,168,180	\$490,127,803
SHOP	495,790	\$441,753,226
ENB	7,073,040	\$400,863,900
RY	2,567,207	\$361,819,603
NA	2,488,278	\$246,965,504
NTR	1,616,135	\$214,355,743
CNR	1,084,393	\$182,027,755
CVE	8,487,377	\$172,702,526
CP	1,370,827	\$140,729,265
AEM	1,797,437	\$140,367,315
WFG	1,127,599	\$128,187,098
IMO	2,209,998	\$127,219,551
POW	3,094,686	\$120,289,532
ABX	3,664,081	\$112,597,723

### ETF Trading

Daily Volume	34,947,224	Average Trade Value	\$10,704
Daily Value	\$707,015,498	Average Trade Size	529
# Trades	66,052	# of ETFs Traded	889

### Top 10 ETFs by TSX Volume

Symbol	Market Volume	Market Value
HOD	4,983,661	\$12,854,228
XIU	2,263,667	\$76,089,559
XEG	2,019,517	\$29,485,497
HND	1,618,610	\$13,218,514
ZEB	1,607,044	\$65,948,138
HOU	1,305,254	\$38,164,394
HQD	876,451	\$5,614,101
BTCC.B	764,072	\$6,004,852
ETHX.B	752,078	\$10,444,235
ZWB	716,683	\$16,146,861

### Top 10 ETFs by TSX Value

Symbol	Market Volume	Market Value
XIU	2,263,667	\$76,089,559
ZEB	1,607,044	\$65,948,138
HOU	1,305,254	\$38,164,394
XEG	2,019,517	\$29,485,497
HXT	323,417	\$17,127,134
ZWB	716,683	\$16,146,861
ZQQ	140,387	\$14,749,931
XIC	418,780	\$14,735,363
XSP	304,405	\$14,636,996
XFN	275,724	\$14,377,800

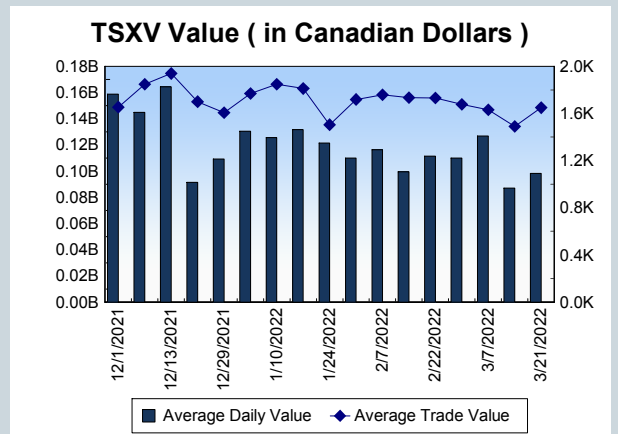
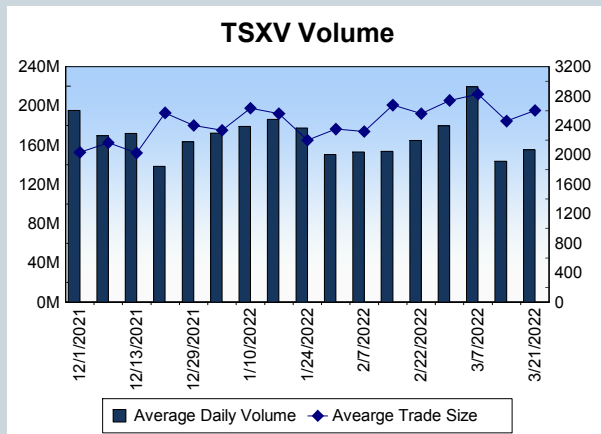
<b>Block Trades</b>	<b>Non Block Trades</b>
1,515	1,094,354

Top 5 Block Trade Brokers by Volume	
Broker	TSX Block Volume
SOCIETE GENERALE CAPITA	27,500,500
BMO NESBITT BURNS INC.	26,924,200
GOLDMAN SACHS CANADA I	19,885,500
RBC CAPITAL MARKETS	16,713,500
NATIONAL BANK FINANCIAL	14,156,800

Top 5 Block Trade Symbols by Volume	
Symbol	TSX Block Volume
TRP	13,798,300
SU	8,327,700
TD	6,266,700
ENB	4,930,600
CM	3,627,000

TSXV	
Daily Volume	156,741,730
Daily Value	\$105,014,331
Daily Trades	59,994
Daily Symbols Traded	1,261

TSXV ANONYMOUS TRADING	
Daily Volume	75,197,738
Daily Value	\$53,648,291
Average Trade Size	2,841
% TSXV Volume	47.98%



Top 20 TSXV Symbols by Volume		
Symbol	TSXV Volume	TSXV Value
NHP	4,332,744	\$81,680
FLWR	2,452,700	\$180,934
CMC	2,207,464	\$682,137
EPO.H	2,156,741	\$217,179
EW	2,090,098	\$177,587
HELI	1,989,610	\$1,147,289
ROK.WT	1,836,370	\$179,162
HIVE	1,812,113	\$4,618,870
PBX	1,742,229	\$1,243,643
QNC	1,459,408	\$608,277
ORM	1,415,400	\$184,382
SOLR	1,371,470	\$152,499
AFM	1,325,861	\$1,493,297
HEM	1,283,028	\$381,993
DSM	1,241,020	\$90,046
ELVT	1,238,267	\$524,535
ZEN	1,237,043	\$5,332,203
VERT	1,231,720	\$132,086
AUN	1,189,311	\$344,157
WRR	1,174,500	\$119,813

Top 20 TSXV Symbols by Value		
Symbol	TSXV Volume	TSXV Value
ZEN	1,237,043	\$5,332,203
HIVE	1,812,113	\$4,618,870
TOI	44,908	\$4,042,122
FL	1,101,485	\$3,364,081
LI	865,315	\$3,349,340
BITF	595,789	\$2,799,732
SLI	285,861	\$2,583,777
FOM	959,665	\$2,361,282
GMG	504,671	\$2,184,627
RCK	349,113	\$2,117,383
PRYM	478,862	\$1,686,194
NGEX	567,491	\$1,518,128
AFM	1,325,861	\$1,493,297
PBX	1,742,229	\$1,243,643
EU	694,236	\$1,166,776
HELI	1,989,610	\$1,147,289
RUP	195,112	\$1,143,943
AMC	165,759	\$1,105,109
EMO	388,592	\$1,082,336
SGML	58,289	\$1,038,791

Dark TSX/TSXV Trading			
Volume	18,436,090	Daily Trades	72,445
Value	684,510,154	Daily Symbols Traded	1,379