

DAILY REPORT



For more information, email trading_sales@tsx.com

April 1, 2022

Indices	April 1 Close	Previous Close	Change	% Change
S&P/TSX Composite Index	21,952.95			%
S&P/TSX 60 Index	1,326.57			%
S&P/TSX Venture Composite	897.42			%
S&P/TSX Completion Index	1,278.40			%
S&P/TSX Smallcap Index	839.97			%

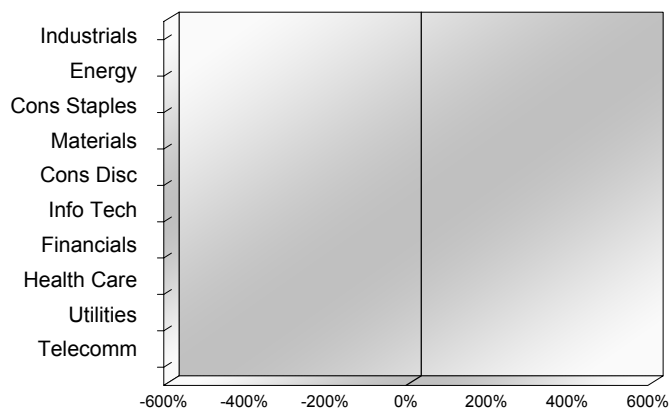
S&P/TSX Composite Index		
Advancers	Decliners	Unchanged
0	0	0

S&P/TSX Composite Index			
Top 10 Index Contributors		Top 10 Index Detractors	
Constituent	Index Contribution	Constituent	Index Contribution

S&P/TSX Composite Index			
Top 10 Advancers		Top 10 Decliners	
Constituent	Return	Constituent	Return
	%		%

S&P/TSX Composite Index				
Sector	# of Index Constituents	Weight	Market Cap (\$B)	Index Contribution
Industrials	30	%	\$370.55	
Energy	34	%	\$524.51	
Consumer Staples	11	%	\$119.03	
Materials	52	%	\$430.03	
Consumer Discretionary	14	%	\$102.14	
Information Technology	16	%	\$216.12	
Financials	28	%	\$1,010.21	
Health Care	8	%	\$21.57	
Utilities	16	%	\$148.99	
Communication Services	7	%	\$159.97	
S&P/TSX Composite Index	216	%	\$3,103.11	

S&P/TSX Composite Index - Sectors Returns



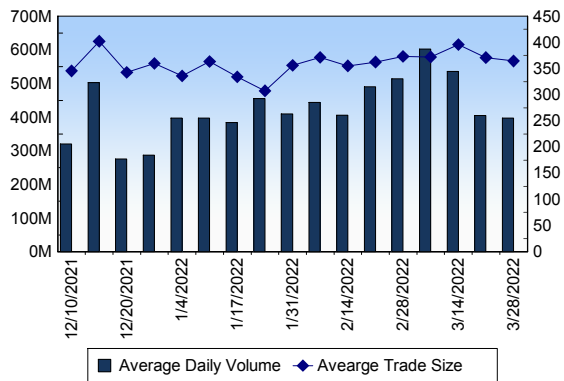
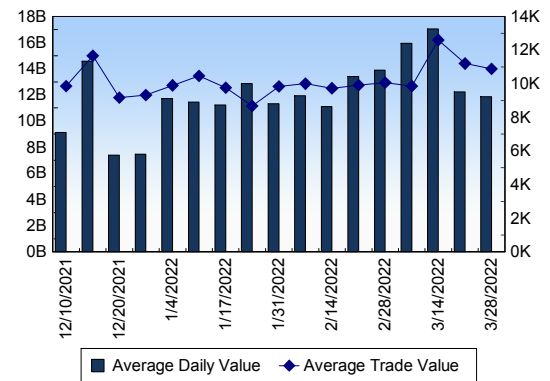
This report is published by TSX Inc. TSX Inc. does not guarantee either the completeness or the accuracy of this information. The information contained in this report is provided for informational purposes only and you agree not to rely upon the information contained in this report for any trading, business or financial purpose. These sheets are printed in Canada and issued by TSX Inc. under the express condition, to which everyone receiving or making use thereof assents, that no liability shall be incurred by TSX Inc. or its affiliated companies or any other vendor or donor, including, without limitation, for reliance on or for any errors or inaccuracies in this report. Neither TMX Group Limited, TSX Inc., nor any of their affiliated companies, guarantees the completeness of the information contained in this document and are not responsible for any errors or omission in or your use of, or reliance on, the information. This publication is under copyright. © 2016 TSX Inc. All rights reserved. Do not copy, distribute, sell or modify this publication without the prior written consent of TSX Inc. <http://www.tsx.com/trading>

TSX

Daily Volume	390,756,284
Daily Value	\$12,002,730,818
Daily Trades	1,106,261
Daily Symbols Traded	2,120

TSX ANONYMOUS TRADING

Daily Volume	173,304,051
Daily Value	\$5,468,928,692
Average Trade Size	329
% TSX Volume	44.35 %

TSX Volume**TSX Value (in Canadian Dollars)****Top 20 TSX Symbols by Volume**

Symbol	TSX Volume	TSX Value
BNS	17,125,536	\$1,530,466,294
TRP	10,646,543	\$760,437,194
TD	8,090,569	\$804,532,557
CNQ	6,552,765	\$516,648,076
KEI	6,364,940	\$1,524,906
CVE	5,928,619	\$126,288,143
BB	5,673,215	\$47,341,967
ARX	5,106,374	\$86,999,029
TLRY	5,016,128	\$49,177,385
MEG	4,700,228	\$80,291,304
SU	4,158,409	\$170,423,960
BBD.B	4,095,954	\$5,834,420
MFC	4,052,456	\$108,294,910
XIU	4,049,767	\$135,816,745
BTE	3,985,048	\$22,053,146
WEED	3,778,685	\$36,041,730
WCP	3,687,925	\$38,610,394
ATH	3,451,763	\$7,018,641
BCE	3,416,428	\$239,303,401
CPG	3,371,188	\$30,994,771

Top 20 TSX Symbols by Value

Symbol	TSX Volume	TSX Value
BNS	17,125,536	\$1,530,466,294
TD	8,090,569	\$804,532,557
TRP	10,646,543	\$760,437,194
CNQ	6,552,765	\$516,648,076
RY	2,638,850	\$362,127,891
BCE	3,416,428	\$239,303,401
BMO	1,621,233	\$237,658,998
CNR	1,424,779	\$230,880,437
CP	2,033,524	\$201,438,932
SHOP	224,772	\$196,074,739
NTR	1,490,547	\$194,562,985
ENB	3,173,739	\$183,988,291
CM	1,128,642	\$170,959,230
SU	4,158,409	\$170,423,960
XIU	4,049,767	\$135,816,745
WFG	1,313,156	\$129,702,892
TOU	2,150,542	\$126,889,684
CVE	5,928,619	\$126,288,143
TECK.B	2,242,456	\$118,210,016
POW	2,861,198	\$110,536,688

ETF Trading

Daily Volume	32,015,327	Average Trade Value	\$10,578
Daily Value	\$659,774,675	Average Trade Size	513
# Trades	62,374	# of ETFs Traded	866

Top 10 ETFs by TSX Volume

Symbol	Market Volume	Market Value
XIU	4,049,767	\$135,816,745
HOD	2,887,529	\$9,241,492
HND	2,024,521	\$13,843,264
XEG	1,566,324	\$22,929,503
HQD	842,205	\$5,174,180
BTCC.B	810,231	\$6,892,764
HNU	758,823	\$14,838,318
HOU	737,537	\$16,506,171
ZEB	640,571	\$25,505,661
ETHX.B	608,866	\$9,567,477

Top 10 ETFs by TSX Value

Symbol	Market Volume	Market Value
XIU	4,049,767	\$135,816,745
ZEB	640,571	\$25,505,661
XEG	1,566,324	\$22,929,503
HXT	377,573	\$19,946,602
VFV	172,167	\$17,332,344
HOU	737,537	\$16,506,171
ZSP	244,086	\$15,186,817
HNU	758,823	\$14,838,318
HND	2,024,521	\$13,843,264
XGD	541,141	\$12,078,018

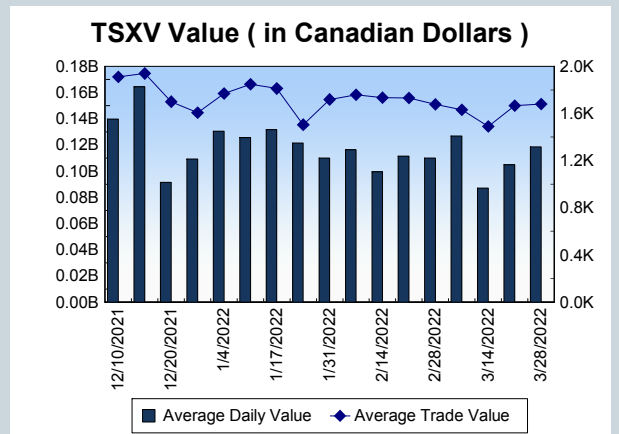
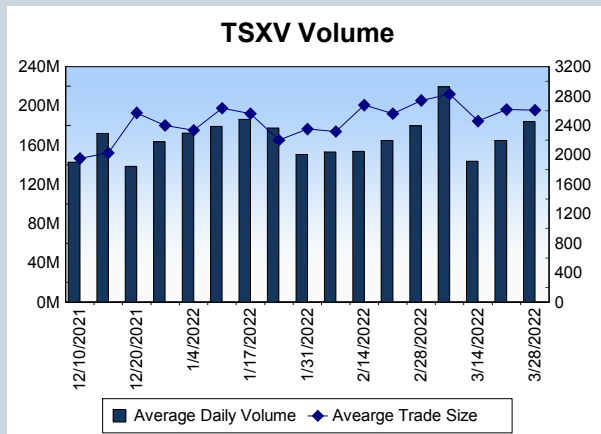
Block Trades	Non Block Trades
995	1,105,266

Top 5 Block Trade Brokers by Volume	
Broker	TSX Block Volume
GOLDMAN SACHS CANADA I	22,544,100
NATIONAL BANK FINANCIAL	17,964,400
MERRILL LYNCH CANADA LT	17,959,700
TD SECURITIES INC.	13,719,000
BMO NESBITT BURNS INC.	11,154,400

Top 5 Block Trade Symbols by Volume	
Symbol	TSX Block Volume
BNS	14,079,100
TRP	9,131,700
TD	5,882,500
CNQ	4,117,000
SGR.UN	2,380,800

TSXV	
Daily Volume	167,251,834
Daily Value	\$102,728,056
Daily Trades	60,044
Daily Symbols Traded	1,292

TSXV ANONYMOUS TRADING	
Daily Volume	78,002,551
Daily Value	\$51,692,556
Average Trade Size	3,116
% TSXV Volume	46.64%



Top 20 TSXV Symbols by Volume		
Symbol	TSXV Volume	TSXV Value
MINE	6,261,052	\$2,718,892
WRR	5,335,270	\$530,425
QNC	3,115,275	\$1,374,721
AAU	2,929,327	\$375,443
AAZ	2,705,899	\$204,000
TVC	2,642,760	\$135,484
GRAT	2,431,507	\$1,704,143
WCE	2,213,219	\$414,123
AUN	1,966,641	\$450,254
TWR	1,920,918	\$414,709
AN	1,717,192	\$1,049,898
TAL	1,465,963	\$912,429
AALI	1,434,647	\$85,556
HIVE	1,330,885	\$3,532,647
LITH	1,326,693	\$1,329,219
NHP	1,260,500	\$26,460
LXE	1,253,973	\$2,478,824
POND	1,159,271	\$297,280
AFM	1,156,995	\$1,327,433
SVTN	1,075,524	\$227,307

Top 20 TSXV Symbols by Value		
Symbol	TSXV Volume	TSXV Value
TOI	43,131	\$4,219,235
BITF	857,491	\$4,087,149
HIVE	1,330,885	\$3,532,647
LI	802,401	\$3,422,475
SLI	294,622	\$3,196,551
MINE	6,261,052	\$2,718,892
LXE	1,253,973	\$2,478,824
LBNK	933,090	\$1,732,551
GRAT	2,431,507	\$1,704,143
FL	491,333	\$1,574,513
RUP	229,089	\$1,493,206
ELO	292,361	\$1,477,971
SGML	75,327	\$1,448,008
DSV	728,876	\$1,381,213
QNC	3,115,275	\$1,374,721
LITH	1,326,693	\$1,329,219
AFM	1,156,995	\$1,327,433
URC	251,696	\$1,287,982
GPV	129,244	\$1,254,880
MCR	309,800	\$1,223,710

Dark TSX/TSXV Trading			
Volume	16,416,570	Daily Trades	71,956
Value	592,132,856	Daily Symbols Traded	1,348