

DAILY REPORT



For more information, email trading_sales@tsx.com

June 14, 2022

Indices	June 14 Close	Previous Close	Change	% Change
S&P/TSX Composite Index	19,548.51			%
S&P/TSX 60 Index	1,184.58			%
S&P/TSX Venture Composite	650.07			%
S&P/TSX Completion Index	1,125.62			%
S&P/TSX Smallcap Index	711.18			%

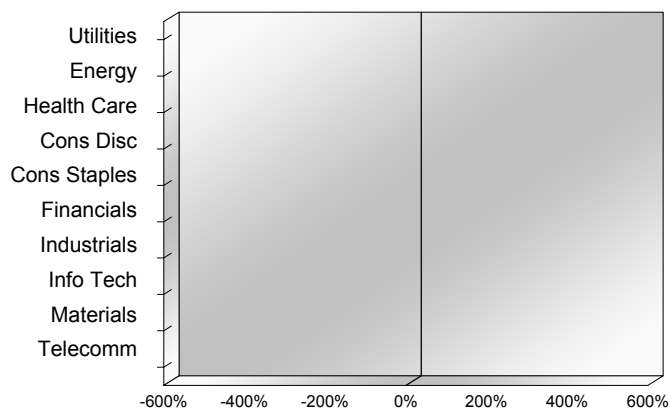
S&P/TSX Composite Index		
Advancers	Decliners	Unchanged
0	0	0

S&P/TSX Composite Index			
Top 10 Index Contributors		Top 10 Index Detractors	
Constituent	Index Contribution	Constituent	Index Contribution

S&P/TSX Composite Index			
Top 10 Advancers		Top 10 Decliners	
Constituent	Return	Constituent	Return
	%		%

S&P/TSX Composite Index				
Sector	# of Index Constituents	Weight	Market Cap (\$B)	Index Contribution
Utilities	16	%	\$140.58	
Energy	34	%	\$554.27	
Health Care	8	%	\$10.73	
Consumer Discretionary	14	%	\$90.86	
Consumer Staples	11	%	\$114.52	
Financials	28	%	\$893.99	
Industrials	30	%	\$324.52	
Information Technology	16	%	\$143.59	
Materials	52	%	\$356.47	
Communication Services	7	%	\$141.14	
S&P/TSX Composite Index	216	%	\$2,770.68	

S&P/TSX Composite Index - Sectors Returns



This report is published by TSX Inc. TSX Inc. does not guarantee either the completeness or the accuracy of this information. The information contained in this report is provided for informational purposes only and you agree not to rely upon the information contained in this report for any trading, business or financial purpose. These sheets are printed in Canada and issued by TSX Inc. under the express condition, to which everyone receiving or making use thereof assents, that no liability shall be incurred by TSX Inc. or its affiliated companies or any other vendor or donor, including, without limitation, for reliance on or for any errors or inaccuracies in this report. Neither TMX Group Limited, TSX Inc., nor any of their affiliated companies, guarantees the completeness of the information contained in this document and are not responsible for any errors or omission in or your use of, or reliance on, the information. This publication is under copyright. © 2016 TSX Inc. All rights reserved. Do not copy, distribute, sell or modify this publication without the prior written consent of TSX Inc. <http://www.tsx.com/trading>

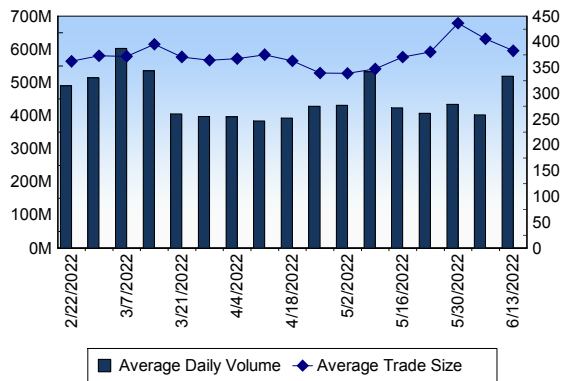
TSX

Daily Volume	488,443,154
Daily Value	\$14,095,884,470
Daily Trades	1,296,282
Daily Symbols Traded	2,119

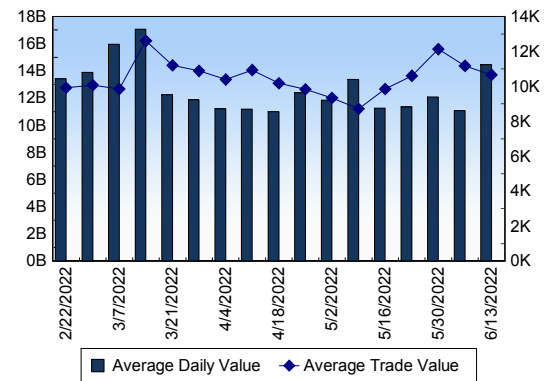
TSX ANONYMOUS TRADING

Daily Volume	210,955,005
Daily Value	\$6,170,904,854
Average Trade Size	338
% TSX Volume	43.19 %

TSX Volume



TSX Value (in Canadian Dollars)



Top 20 TSX Symbols by Volume

Symbol	TSX Volume	TSX Value
CNQ	17,076,475	\$1,351,939,794
HND	16,244,256	\$46,236,424
MFC	12,731,451	\$279,075,887
SU	12,349,425	\$632,520,083
ATH	10,445,675	\$32,783,016
CVE	9,606,965	\$277,795,942
CPG	8,951,402	\$110,231,578
BTE	8,252,074	\$68,946,361
ENB	8,229,515	\$459,222,901
TRP	8,080,344	\$567,445,904
XIU	7,969,456	\$239,202,502
ABX	7,942,755	\$200,627,904
BNS	6,506,509	\$524,949,897
AC	6,290,000	\$114,441,154
ARX	6,262,823	\$124,804,345
RCI.B	5,933,809	\$356,541,260
CM	5,831,488	\$379,027,276
BCE	5,803,192	\$369,315,069
TD	5,649,648	\$505,114,318
SJR.B	5,040,167	\$172,571,957

Top 20 TSX Symbols by Value

Symbol	TSX Volume	TSX Value
CNQ	17,076,475	\$1,351,939,794
SU	12,349,425	\$632,520,083
TRP	8,080,344	\$567,445,904
BNS	6,506,509	\$524,949,897
TD	5,649,648	\$505,114,318
ENB	8,229,515	\$459,222,901
CM	5,831,488	\$379,027,276
BCE	5,803,192	\$369,315,069
RCI.B	5,933,809	\$356,541,260
RY	2,545,688	\$320,570,938
MFC	12,731,451	\$279,075,887
CVE	9,606,965	\$277,795,942
XIU	7,969,456	\$239,202,502
NTR	1,818,630	\$205,605,831
ABX	7,942,755	\$200,627,904
NA	1,972,359	\$175,912,002
SJR.B	5,040,167	\$172,571,957
CNR	1,210,976	\$170,382,284
BMO	1,238,579	\$159,364,863
SLF	2,669,771	\$158,427,943

ETF Trading

Daily Volume	64,567,045	Average Trade Value	\$11,769
Daily Value	\$984,192,283	Average Trade Size	772
# Trades	83,625	# of ETFs Traded	859

Top 10 ETFs by TSX Volume

Symbol	Market Volume	Market Value
HND	16,244,256	\$46,236,424
XIU	7,969,456	\$239,202,502
XEG	3,280,104	\$57,026,615
HOD	2,931,347	\$5,414,250
BTCC.B	2,595,199	\$11,048,443
HNU	2,189,155	\$57,055,126
HQD	1,774,255	\$17,184,335
ZEB	1,003,019	\$35,884,408
HQU	963,027	\$8,912,820
HSU	927,458	\$11,793,544

Top 10 ETFs by TSX Value

Symbol	Market Volume	Market Value
XIU	7,969,456	\$239,202,502
HNU	2,189,155	\$57,055,126
XEG	3,280,104	\$57,026,615
HND	16,244,256	\$46,236,424
ZEB	1,003,019	\$35,884,408
HXT	523,108	\$24,924,541
XIC	636,512	\$19,966,842
HEU	295,021	\$18,891,718
XFN	390,816	\$17,737,214
HQD	1,774,255	\$17,184,335

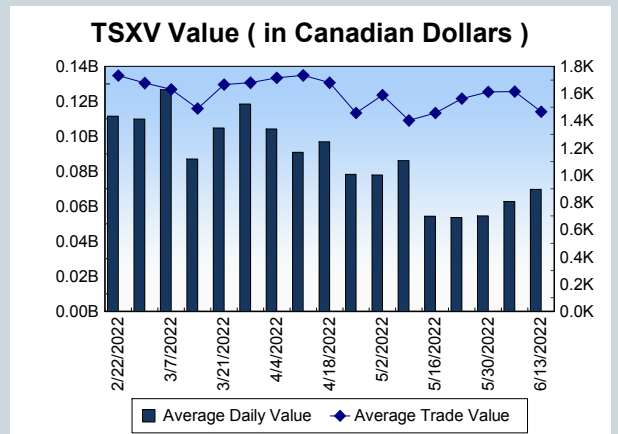
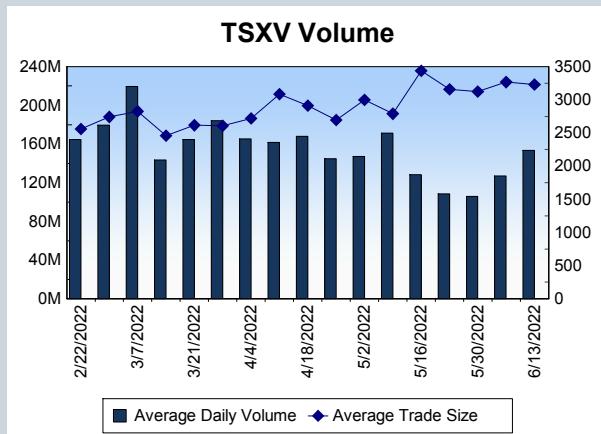
Block Trades	Non Block Trades
1,404	1,294,878

Top 5 Block Trade Brokers by Volume	
Broker	TSX Block Volume
GOLDMAN SACHS CANADA I	28,816,000
BMO NESBITT BURNS INC.	27,488,300
RBC CAPITAL MARKETS	27,302,900
TD SECURITIES INC.	24,985,150
NATIONAL BANK FINANCIAL	19,250,200

Top 5 Block Trade Symbols by Volume	
Symbol	TSX Block Volume
CNQ	14,011,700
MFC	8,840,600
SU	7,242,300
TRP	5,914,700
ABX	5,257,000

TSXV	
Daily Volume	136,708,149
Daily Value	\$66,285,885
Daily Trades	42,517
Daily Symbols Traded	1,221

TSXV ANONYMOUS TRADING	
Daily Volume	61,823,271
Daily Value	\$34,022,694
Average Trade Size	3,158
% TSXV Volume	45.22%



Top 20 TSXV Symbols by Volume		
Symbol	TSXV Volume	TSXV Value
DSL	6,848,725	\$1,709,246
CMC	3,362,530	\$295,747
SNM	2,975,023	\$267,757
DM	2,335,603	\$324,901
PQE	1,973,726	\$490,412
TVC	1,942,119	\$51,449
BXR	1,807,990	\$36,165
RGD	1,770,745	\$499,564
SOIL.WT	1,727,000	\$60,445
EU	1,554,072	\$1,846,136
ATX	1,504,367	\$1,168,008
SOU	1,319,479	\$1,632,489
EGT	1,176,960	\$300,762
APM	1,172,140	\$1,231,751
AN	1,171,996	\$454,178
VXTR	1,054,333	\$810,985
MTU	1,017,000	\$30,510
SEI	894,750	\$102,270
GXU	866,324	\$239,441
AFM	836,087	\$751,517

Top 20 TSXV Symbols by Value		
Symbol	TSXV Volume	TSXV Value
TOI	110,581	\$7,511,346
HIVE	576,587	\$2,238,030
NFG	272,094	\$1,848,181
EU	1,554,072	\$1,846,136
SGML	86,088	\$1,749,549
DSL	6,848,725	\$1,709,246
SOU	1,319,479	\$1,632,489
LI	715,011	\$1,470,853
APM	1,172,140	\$1,231,751
FL	509,763	\$1,231,104
ATX	1,504,367	\$1,168,008
RECO	231,187	\$1,121,479
AMC	250,539	\$1,081,430
NGEX	351,298	\$886,070
SLI	149,387	\$849,271
VXTR	1,054,333	\$810,985
AFM	836,087	\$751,517
LIO	505,157	\$696,342
LOU	758,924	\$665,071
CRE	436,231	\$649,344

Dark TSX/TSXV Trading			
Volume	23,802,100	Daily Trades	89,153
Value	652,453,679	Daily Symbols Traded	1,307