

DAILY REPORT



For more information, email trading_sales@tsx.com

July 12, 2023

Indices	July 12 Close	Previous Close	Change	% Change
S&P/TSX Composite Index	20,070.77	19,878.56		0.97 %
S&P/TSX 60 Index	1,203.45	1,192.75		0.90 %
S&P/TSX Venture Composite	626.53	618.06		1.37 %
S&P/TSX Completion Index	1,207.18	1,192.13		1.26 %
S&P/TSX Smallcap Index	703.25	689.75		1.96 %

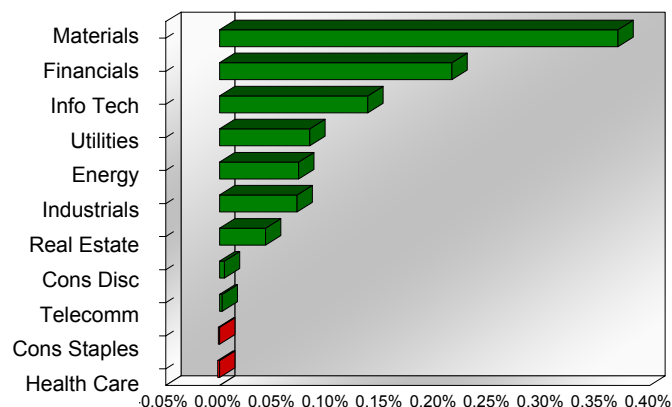
S&P/TSX Composite Index		
Advancers	Decliners	Unchanged
174	51	4

S&P/TSX Composite Index			
Top 10 Index Contributors		Top 10 Index Detractors	
Constituent	Index Contribution	Constituent	Index Contribution
SHOP	28.59	NTR	-4.76
AEM	12.16	CVE	-4.01
ABX	11.92	ATZ	-3.82
WPM	8.08	CSU	-1.85
FNV	7.94	TRP	-1.27
TD	7.79	IMO	-0.96
BNS	7.32	TFII	-0.91
BN	7.23	GFL	-0.75
CP	6.58	RCI.B	-0.69
ENB	6.23	L	-0.58

S&P/TSX Composite Index			
Top 10 Advancers		Top 10 Decliners	
Constituent	Return	Constituent	Return
LB	26.63%	SDE z	-100.00%
EDR	10.39%	ATZ	-23.94%
FVI	10.31%	TIXT	-4.86%
FR	8.84%	AAV	-3.40%
NVEI	8.59%	BLDP	-2.65%
EQX	7.61%	BHC	-1.84%
WDO	7.30%	JWEL	-1.84%
IMG	7.28%	CVE	-1.84%
OGC	6.92%	LAC	-1.80%
MAG	6.65%	NTR	-1.77%

S&P/TSX Composite Index				
Sector	# of Index Constituents	Weight	Market Cap (\$B)	Index Contribution
Materials	50	12.11 %	\$347.46	73.64
Financials	29	30.54 %	\$876.33	42.95
Information Technology	11	7.82 %	\$224.29	27.37
Utilities	16	4.41 %	\$126.52	16.67
Energy	41	16.86 %	\$483.87	14.62
Industrials	26	13.43 %	\$385.37	14.33
Real Estate	21	2.45 %	\$70.35	8.47
Consumer Discretionary	15	3.90 %	\$111.80	0.88
Communication Services	5	4.12 %	\$118.16	0.46
Consumer Staples	11	4.09 %	\$117.39	-0.22
Health Care	4	0.27 %	\$7.75	-0.33
S&P/TSX Composite Index	229	100.00 %	\$2,869.29	198.83

S&P/TSX Composite Index - Sectors Returns



This report is published by TSX Inc. TSX Inc. does not guarantee either the completeness or the accuracy of this information. The information contained in this report is provided for informational purposes only and you agree not to rely upon the information contained in this report for any trading, business or financial purpose. These sheets are printed in Canada and issued by TSX Inc. under the express condition, to which everyone receiving or making use thereof assents, that no liability shall be incurred by TSX Inc. or its affiliated companies or any other vendor or donor, including, without limitation, for reliance on or for any errors or inaccuracies in this report. Neither TMX Group Limited, TSX Inc., nor any of their affiliated companies, guarantees the completeness of the information contained in this document and are not responsible for any errors or omission in or your use of, or reliance on, the information. This publication is under copyright. © 2016 TSX Inc. All rights reserved. Do not copy, distribute, sell or modify this publication without the prior written consent of TSX Inc. <http://www.tsx.com/trading>

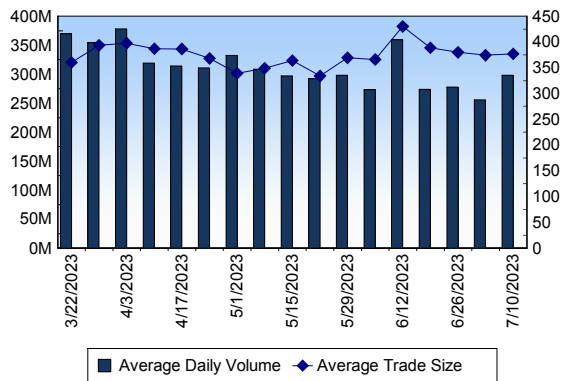
TSX

Daily Volume	333,396,068
Daily Value	\$9,519,859,264
Daily Trades	903,068
Daily Symbols Traded	2,047

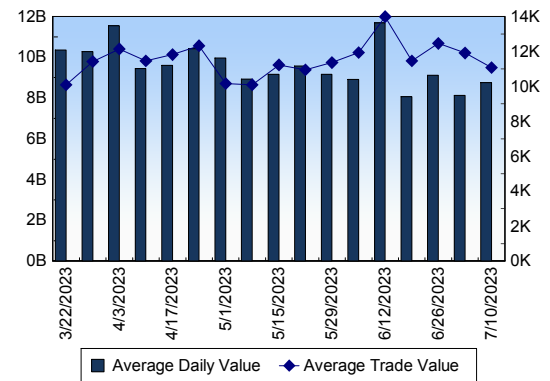
TSX ANONYMOUS TRADING

Daily Volume	157,757,544
Daily Value	\$4,911,618,433
Average Trade Size	354
% TSX Volume	47.32 %

TSX Volume



TSX Value (in Canadian Dollars)



Top 20 TSX Symbols by Volume

Symbol	TSX Volume	TSX Value
ENB	8,731,489	\$423,990,999
CNQ	7,645,147	\$582,232,576
ATH	7,358,211	\$24,317,800
HUT	7,272,921	\$37,013,724
WEED	7,123,825	\$5,283,046
CVE	6,846,585	\$158,488,727
TRP	6,144,451	\$317,265,335
TD	5,669,891	\$464,909,571
CPG	5,613,584	\$53,871,220
RY	5,612,494	\$707,531,342
ATZ	5,314,284	\$140,000,431
SU	4,553,843	\$178,550,983
BTE	4,310,143	\$20,048,297
SHOP	4,203,903	\$359,408,109
ABX	4,185,401	\$95,707,042
BNS	3,827,974	\$247,321,095
ARX	3,648,605	\$69,363,923
BITF	3,539,476	\$8,756,163
PPL	3,528,615	\$144,110,109
LUN	3,454,157	\$39,725,831

Top 20 TSX Symbols by Value

Symbol	TSX Volume	TSX Value
RY	5,612,494	\$707,531,342
CNQ	7,645,147	\$582,232,576
TD	5,669,891	\$464,909,571
ENB	8,731,489	\$423,990,999
SHOP	4,203,903	\$359,408,109
TRP	6,144,451	\$317,265,335
BNS	3,827,974	\$247,321,095
BMO	1,671,319	\$201,162,916
CNR	1,178,343	\$181,307,795
SU	4,553,843	\$178,550,983
CM	2,896,171	\$161,370,133
CVE	6,846,585	\$158,488,727
NA	1,569,337	\$155,847,436
TOU	2,332,544	\$153,198,526
PPL	3,528,615	\$144,110,109
ATZ	5,314,284	\$140,000,431
NTR	1,745,715	\$137,264,840
MG	1,513,442	\$118,679,185
AEM	1,530,007	\$105,498,413
LB	2,320,552	\$101,369,123

ETF Trading

Daily Volume	25,957,368	Average Trade Value	\$12,501
Daily Value	\$592,103,191	Average Trade Size	548
# Trades	47,366	# of ETFs Traded	868

Top 10 ETFs by TSX Volume

Symbol	Market Volume	Market Value
HNU	2,656,880	\$39,131,982
XIU	2,102,824	\$64,004,905
XEG	1,261,152	\$18,881,814
HOD	1,142,016	\$11,406,867
ZEB	1,117,165	\$37,454,457
HOU	1,088,918	\$13,655,993
XGD	1,065,440	\$19,162,349
HQU	595,370	\$8,724,963
DLR	559,678	\$7,523,124
ZSP	544,270	\$35,147,121

Top 10 ETFs by TSX Value

Symbol	Market Volume	Market Value
XIU	2,102,824	\$64,004,905
HNU	2,656,880	\$39,131,982
ZEB	1,117,165	\$37,454,457
ZSP	544,270	\$35,147,121
HND	356,427	\$20,008,440
XGD	1,065,440	\$19,162,349
XEG	1,261,152	\$18,881,814
VFV	161,266	\$16,880,449
HOU	1,088,918	\$13,655,993
XSP	248,659	\$11,742,640

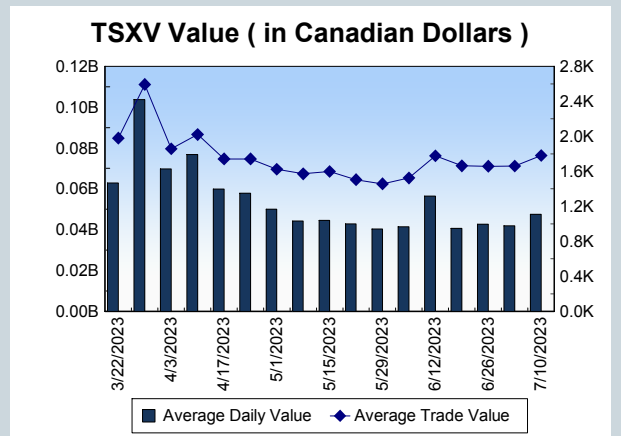
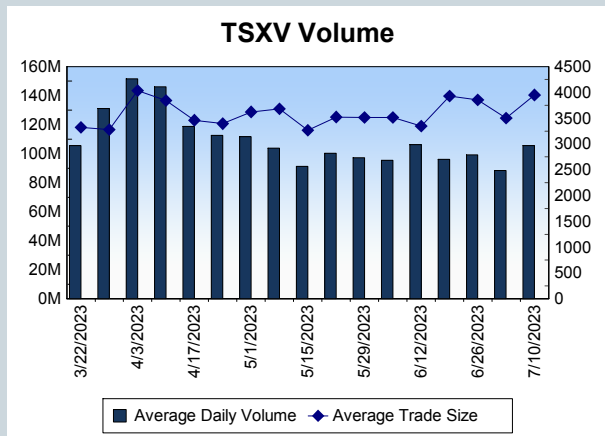
Block Trades	Non Block Trades
1,023	902,045

Top 5 Block Trade Brokers by Volume	
Broker	TSX Block Volume
GOLDMAN SACHS CANADA I	26,518,100
TD SECURITIES INC.	19,182,700
BMO NESBITT BURNS INC.	15,641,900
RBC CAPITAL MARKETS	13,798,800
SCOTIA CAPITAL INC.	8,054,500

Top 5 Block Trade Symbols by Volume	
Symbol	TSX Block Volume
ENB	6,494,600
CNQ	5,081,800
RY	4,401,800
TRP	3,701,900
TD	3,302,200

TSXV	
Daily Volume	105,237,756
Daily Value	\$41,600,289
Daily Trades	26,120
Daily Symbols Traded	1,062

TSXV ANONYMOUS TRADING	
Daily Volume	55,155,446
Daily Value	\$21,963,688
Average Trade Size	4,206
% TSXV Volume	52.41%



Top 20 TSXV Symbols by Volume		
Symbol	TSXV Volume	TSXV Value
MSCL	3,599,057	\$1,745,344
RML	1,679,900	\$472,396
KORE	1,523,153	\$78,993
TM	1,431,285	\$243,931
EQTY	1,396,835	\$192,514
THX	1,229,769	\$426,449
GETT	1,075,168	\$5,376
AEC	1,049,315	\$52,466
CCB	1,043,000	\$51,335
KLX	1,038,776	\$213,996
GA	1,037,677	\$29,132
C	1,033,570	\$15,874
ECR	980,980	\$73,574
ATX	935,022	\$893,631
GEMC	862,000	\$58,710
OMG	854,531	\$39,731
EMO	796,618	\$293,426
ABRA	794,785	\$241,380
KTN	794,130	\$60,675
VERT	760,000	\$48,840

Top 20 TSXV Symbols by Value		
Symbol	TSXV Volume	TSXV Value
HIVE	354,223	\$2,727,073
MSCL	3,599,057	\$1,745,344
ABR	461,967	\$1,546,600
TOI	15,027	\$1,519,895
NGEX	174,016	\$1,205,746
PMET	71,825	\$1,104,498
ARTG	202,416	\$974,611
ATX	935,022	\$893,631
NFG	128,779	\$882,776
RET.A	263,713	\$795,735
LI	235,127	\$630,708
LMN	27,203	\$524,173
CRE	286,124	\$498,047
RML	1,679,900	\$472,396
THX	1,229,769	\$426,449
LTH	167,040	\$377,031
SGD	90,928	\$370,951
MTA	58,852	\$352,794
YES	424,764	\$336,021
LIO	413,565	\$334,708

Dark TSX/TSXV Trading			
Volume	19,717,400	Daily Trades	89,849
Value	585,448,366	Daily Symbols Traded	1,239